

MB[®]

THE CRUSHING EVOLUTION



REDUCE > REUSE > RECYCLE

MB: WELL ESTABLISHED, VERSATILE AND DETERMINED

MB CRUSHER DEVELOPS AND CREATES EQUIPMENT FOR THE CRUSHING, DEMOLITION, AND RECYCLING INDUSTRIES.

It has been doing this for over 18 years. Thanks to its characteristic determination and versatility, the company invented the first crusher for excavators with jaw action.

The company's dedication to technological research has contributed to the development of products

that can be used with any type of machine.

Transforming any brand construction equipment into authentic mobile crushers, improving their use on site and their general performance.

As a result, MB Crusher has grown so much over the years that now it is recognized worldwide as an industry leader. With its extensive range of products, it is able to provide the technological solutions companies are looking for.



100% MADE IN ITALY

MB Crusher is an Italian-based company but is also present all over the world. All production phases are carried out in the company's corporate office, in Fara Vicentino, Italy.

17.000 square meters of surface house a research and development facility, a production site, sales, and administration offices. Here every unit is designed, assembled and offered on an international platform by more than 130 staff members.

Brazil, China, France, Germany, Japan, India, Russia, United States.

8 Branch offices support the headquarters with promoting our products and assisting our customers in all 5 continents. With a dealer network of more than 230 locations we are able to distribute MB Crusher products to more than 150 countries



GUARANTEED PRODUCTS AND CERTIFIED QUALITY

THE PROMISE OF A RELIABLE PRODUCT, IN COMPLIANCE WITH INTERNATIONAL LAWS, IS AN ESSENTIAL REQUIREMENT FOR OUR CUSTOMERS AND FOR US AT MB.

As proof, every step of every single unit from its production to its completion, is continuously certified to comply with legal standards, and to keep up with a constantly evolving industry and customer base.



CERTIFICATIONS OF THE PRODUCT

UNI EN ISO 9001

Quality management systems

CE

Certificate of conformity

TUV

Certificate of safety requirements

PCT

International patent protection



PROCESS CERTIFICATIONS

UNI EN ISO 14001:2004 (UNDERWAY)

Environmental management system requirements

RINA CERTIFICATION SYSTEM

Organization with processes and qualified welding staff

MB CRUSHER SOLUTIONS FOR EVERY MACHINE

CRUSHERS, SCREENERS, GRAPPLES,
SHAFTS SCREENERS, DRUM CUTTERS

MB Crusher provides professionals in the field with a wide range of machines that can make demolition and construction sites of any size independent and competitive, both in terms of operations and of workload.

MB equipment is designed to respond to all needs on the jobsite, even the most challenging. We provide solutions for every type of job site, location, or machine. From excavators weighing more than 70 tons down to 3.5 tons, to loaders, backhoes, mini loaders, to telehandlers, there is a suitable MB

attachment. Installation is quick and easy, whether it is a larger or a smaller unit in the MB range.



BEFORE AND AFTER: MB EQUIPMENT'S IMPACT ON INERT MATERIAL

The MB Crusher machines transform inert material directly on site and allow you to manage the recovery and recycling of the materials independently.

BUILDING MATERIALS

Asphalt - Concrete - Brick
Reinforced concrete - Travertine
Ceramic - Drywall
Demolition material



STONE

River rock - Chalk - Marble
Granite - Lava stone
Cobble stones - Rock
Silicon stone - Travertine - Basalt



ORGANIC MATERIALS

Organic waste - Clay - Charcoal
Wood - Landfill



METALS

Aluminium - Iron - Copper
Foundry material



OTHER

Limestone - Plastics - Glass - Salt
Vine posts - Lamp posts - Sand



ONE SYSTEM, MANY APPLICATION AREAS



DEMOLITION



ROAD WORK



URBAN
CONSTRUCTION SITES



RECYCLING
AND COMPOSTING



EXCAVATIONS



MAINTENANCE OF PARKLAND,
FARMLAND AND WOODLAND



UTILITY WORK



QUARRIES



MINES



TUNNELS



WORKING
INSIDE FACILITIES



INDUSTRIAL
AREAS



FOUNDRIES



FINE SIFTING



MOVING AND SEPARATING
MATERIALS





**ROAD
WORK**



DEMOLITION



**URBAN
CONSTRUCTION
SITES**



MB CRUSHER FOR EXCAVATORS

THE WORLD'S WIDEST RANGE OF CRUSHER ATTACHMENTS
WITH **MORE THAN 90% MARKET SHARE**

- +** EFFICIENT HYDRAULICS
- +** PRODUCTIVE
- +** STABLE
- +** HARDOX®



**WATCH
THE VIDEO**

MODELS

* rear



MODEL	UOM	MB-C50 S4	BF60.1 S4	BF70.2 S4	BF80.3 S4	BF90.3 S4	BF120.4 S4	BF 135.8	BF 150.10
RECOMMENDED EXCAVATOR	Ton	≥ 5 < 8	≥ 8 < 18	≥ 15 < 25	≥ 18,5 < 29	≥ 21 < 32	≥ 30 < 45	≥ 43 < 80	≥ 70 < 100
RECOMMENDED BACKHOE LOADER	Ton	* ≥ 5 < 9	-	-	-	-	-	-	-
WEIGHT	Ton	0,75	1,65	2,30	3	3,50	4,80	7,50	10,50
LOAD CAPACITY	m ³	0,15	0,55	0,65	0,70	0,90	1,30	1,60	2,30
PRESSURE	bar	> 200	> 220	> 220	> 220	> 220	> 220	> 230	> 230
OIL FLOW**	l/min.	>90 < 130	> 120 < 180	> 150 < 200	> 150 < 220	> 180 < 240	> 190 < 260	> 320 < 380	> 380 < 430
MOUTH OPENING WIDTH	mm	540	610	740	850	910	1205	1300	1450
MOUTH OPENING HEIGHT	mm	250	500	510	510	540	540	600	700
PRODUCTION RATE	m ³ /h								
15 mm	m ³ /h	4	7	9	10	12	15	-	-
20 mm	m ³ /h	4,8	7,7	10	11	13,2	16,4	-	-
30 mm	m ³ /h	6,3	9	12	13	15,5	19,2	-	-
40 mm	m ³ /h	7,8	10,4	14	15	17,8	22	38,7	-
50 mm	m ³ /h	9,3	11,7	16	17	20	24,8	43,2	-
60 mm	m ³ /h	10	13	18	19	22,5	27,6	47,6	-
70 mm	m ³ /h	-	14,4	20	21	24,8	30,4	52,2	-
80 mm	m ³ /h	-	15,8	22	23	27,2	33	56,6	-
90 mm	m ³ /h	-	17,1	24	25	29,5	36	61,1	-
100 mm	m ³ /h	-	18,5	26	27	31,8	38,8	65,6	-
110 mm	m ³ /h	-	19,8	28	29	34,2	41,6	70,1	73,1
120 mm	m ³ /h	-	21	30	31	36,5	44,4	74,5	76,6
130 mm	m ³ /h	-	23	31	33	38,8	47,2	79,1	82,5
135 mm	m ³ /h	-	-	-	34	41	48,6	81,3	84,1
140 mm	m ³ /h	-	-	-	-	42	50	83,5	87,6
145 mm	m ³ /h	-	-	-	-	-	53	85,7	91,1
150 mm	m ³ /h	-	-	-	-	-	-	88	95
200 mm	m ³ /h	-	-	-	-	-	-	-	120

CRUSHING OUTPUT ADJUSTMENT

**The hydraulic flow and pressure must both meet the required parameters. To obtain the values in tonnes per hour, multiply the figures listed in the table by the specific weight of the materials. These values are indicative only and are calculated with materials of medium load capacity.



CERTIFIED OUTPUT SIZE OF MATERIAL
even with used jaws



Designed to pick up and process material **WITH EASE WHILE GUARANTEEING QUALITY AND INCREASED PRODUCTION RATES**



The **AAA+** hydraulic system **EXTENDS THE LIFE OF THE EXCAVATOR**



WIDEST CRUSHER MOUTH OPENING,
per weight of the equipment, available on the market



QUICK AND EASY MAINTENANCE
without the need to replace oil



Equipped with control devices **TO REDUCE VIBRATION** on the equipment arm

AREAS OF APPLICATIONS



DEMOLITION



ROAD WORK



UTILITY WORK



URBAN
CONSTRUCTION
SITES



QUARRIES



MINES



WORKING
INSIDE FACILITIES



INDUSTRIAL
AREAS



ENVIRONMENTAL
REMEDIATIONS

ACCESSORIES

WARRANTY EXTENSION
GOLD 24



SPARE PARTS KIT



FIXED COUPLING



HOURLY METER



IRON SEPARATOR



DUST SUPPRESSION KIT



MB CRUSHER FOR LOADERS, MINI LOADERS, BACKHOE LOADERS

- +** EFFICIENT HYDRAULICS
- +** PRODUCTIVE
- +** STABLE
- +** HARDOX®



MODELS



MODEL	UOM	MB-L120 S2	MB-L140 S2	MB-L160 S2	MB-L200 S2	
RECOMMENDED EXCAVATOR	Ton	≥ 6,6 ≤ 12	≥ 7 ≤ 13	≥ 11 ≤ 16	≥ 12 ≤ 17	
RECOMMENDED BACKHOE LOADER/LOADER	Ton	≥ 4 ≤ 9	≥ 4 ≤ 10	≥ 7 ≤ 11	≥ 7 ≤ 12	
RECOMMENDED SKID LOADER	Ton	≥ 3 ≤ 6	≥ 3 ≤ 6	≥ 4,5 ≤ 7	≥ 6 ≤ 8	
WEIGHT	Ton	0,95	0,98	1,45	1,50	
LOAD CAPACITY	m ³	0,19	0,2	0,35	0,43	
PRESSURE	bar	> 200	> 200	> 200	> 200	
COUNTER PRESSURE	bar	< 10	< 10	< 10	< 10	
OIL FLOW*	l/min.	95	98	110	120	
MOUTH OPENING WIDTH	mm	730	740	1100	1150	
MOUTH OPENING HEIGHT	mm	250	250	250	260	
PRODUCTION RATE						
CRUSHING OUTPUT ADJUSTMENT	15 mm	m ³ /h	6	8	9	10
	20 mm	m ³ /h	7	9	10,2	11,3
	30 mm	m ³ /h	9	11	12,7	14
	40 mm	m ³ /h	11	13	15,1	16,7
	50 mm	m ³ /h	13	15	17,6	19,3
	60 mm	m ³ /h	14	16	20	22

*The hydraulic flow and pressure must both meet the required parameters. To obtain the values in tonnes per hour, multiply the figures listed in the table by the specific weight of the materials. These values are indicative only and are calculated with materials of medium load capacity.



CERTIFIED OUTPUT SIZE OF MATERIAL
even with used jaws



Designed to pick up and process material **WITH EASE WHILE GUARANTEEING QUALITY AND INCREASED PRODUCTION RATES**



The **AAA+** hydraulic system **EXTENDS THE LIFE OF THE EXCAVATOR**



WIDEST CRUSHER MOUTH OPENING,
per weight of the equipment, available on the market



QUICK AND EASY MAINTENANCE
without the need to replace oil



Equipped with control devices **TO REDUCE VIBRATION** on the equipment arm

AREAS OF APPLICATIONS



DEMOLITION



ROAD WORK



RECYCLING



URBAN CONSTRUCTION SITES



WORKING INSIDE FACILITIES



INDUSTRIAL AREAS



ENVIRONMENTAL REMEDIATIONS

ACCESSORIES

WARRANTY EXTENSION
GOLD 24



SPARE PARTS KIT



FIXED COUPLING



HOURLY METER



DUST SUPPRESSION KIT



MB SCREENING BUCKETS

- + SIMPLIFIED
- + RELIABLE AND HIGH-PERFORMING
- + EASY TO TRANSPORT
- + HIGH OUTPUT
- + MAXIMUM VERSATILITY
- + HARDOX®



WATCH
THE VIDEO



MODELS

* rear



MODEL	UOM	MB-LS170 S2	MB-LS220 S2	MB-S10 S4	MB-S14 S4	MB-S18 S4	MB-S23
RECOMMENDED EXCAVATOR	Ton	-	-	≥ 4 < 9	≥ 9 < 20	≥ 20 < 35	≥ 35 ≤ 50
RECOMMENDED LOADER	Ton	≥ 8 < 15	≥ 15 < 25	-	-	-	-
RECOMMENDED BACKHOE	Ton	≥ 6,5 < 11	≥ 12 < 25	* ≥ 4 < 9	-	-	-
WEIGHT	Ton	1,45	2,80	0,41	1,10	2	3,66
LOAD CAPACITY	m ³	1,10	2,40	0,32	1,10	2,40	3,75
PRESSURE COUNTER PRESSURE**	bar	> 160 < 40	> 200 < 40	> 130 < 40	> 150 < 40	> 200 < 40	> 320 < 5
OIL FLOW	l/min.	80	120	40	60	120	160



Designed with a cone-shaped basket with the size and depth to **OPTIMIZE PRODUCTION RATES**



OUR SCREENER BUCKETS HAVE THE WIDEST SCREENING SURFACE available on the market, per weight of the equipment



DESIGNED TO PICK UP AND PROCESS MATERIAL WITH EASE



Equipped with **A LOADING STRAIN CONTROL SYSTEM**



Equipped with **BRACKETS**



QUICK AND EASY interchangeable modular panels available in different sizes

AREAS OF APPLICATIONS



RECYCLING



UTILITY WORK



URBAN CONSTRUCTION SITES



QUARRIES



MINES



ENVIRONMENTAL REMEDIATIONS



INDUSTRIAL AREAS



FINE SIFTING

ACCESSORIES

WARRANTY EXTENSION GOLD 24



SPARE PARTS KIT



FIXED COUPLING



FIXED COUPLING




HOURLY METER



BASKET PROTECTION KIT




DUST SUPPRESSION KIT



MB SHAFTS SCREENER

- +** EFFICIENT HYDRAULICS
- +** SILENT
- +** COMPACT AND STABLE
- +** INNOVATIVE
- +** HARDOX®







WATCH THE VIDEO

SHAFT KITS




* shaft in closed position

+ REPLACEABLE SHAFTS EASILY ON THE JOB SITE

KIT	SETTINGS	APPLICATION
 RC COMPOST KIT	36,5* mm	Crushing brushwood and wood trusses Composting
 RM MIXER KIT	-	Soil Aeration Compost aeration Breaking down charcoal Crushing glass Crushing drywall
 RE8/RE16 FINE SIFTING KIT	8,5/16 mm	Sifting damp/dry soil
 RQ20/RQ50 MEDIUM SIFTING KIT	20/50 mm	Sifting damp/dry soil Soil aeration

MODELS



MODEL	UOM	MB-HDS214	MB-HDS314	MB-HDS320	MB-HDS323
 RECOMMENDED EXCAVATOR	Ton	≥ 6 ≤ 12	≥ 10 ≤ 20	≥ 16 ≤ 24	≥ 20 ≤ 35
 RECOMMENDED BACKHOE LOADER/LOADER	Ton	≥ 5 ≤ 8	≥ 6 ≤ 10	≥ 9 ≤ 12	≥ 10 ≤ 15
 RECOMMENDED SKID LOADER	Ton	> 3,5	-	-	-
WEIGHT	Ton	0,82	1,4	2,1	2,4
LOAD CAPACITY	m³	0,5	0,9	1,35	1,65
PRESSURE	bar	> 200	> 230	> 250	> 250
OIL FLOW**	l/min.	75	100	120	120



OPTIMAL DESIGN AND LARGE LOADING CAPACITY ensure optimum levels of output



QUICK, EASY AND CENTRALIZED MAINTENANCE



SYSTEM for interchangeable shaft kits, carried out by the machine operator directly on site and in complete safety



MODERATE NOISE EMISSION



AUTOMATIC HYDRAULIC SYSTEM for engine and transmission protection



Includes **SHAFT HOLDER**

AREAS OF APPLICATIONS



RECYCLING



UTILITY WORK



COMPOSTING



INDUSTRIAL AREAS



ENVIRONMENTAL REMEDIATIONS



FINE SIFTING

ACCESSORIES

SPARE PARTS KIT



FIXED COUPLING



FIXED COUPLING



SHAFT HOLDER



RC COMPOST KIT




RM MIXER KIT



RE8/RE16 FINE SIFTING KIT



RQ20/RQ50 MEDIUM SIFTING KIT



MB DRUM CUTTERS

- + COMPACT AND STABLE
- + THE ONLY ONE WITH **DIRECT DRIVE TWIN MOTOR SYSTEM**
- + PRECISE AND VERSATILE
- + SAFE AND EFFICIENT
- + HIGH-PERFORMING HYDRAULICS



- + **REPLACEABLE DRUMS EASILY ON THE JOB IN LESS THAN 1 HOUR**

MODELS



MODEL	UOM	MB-R500	MB-R700	MB-R800	MB-R900
RECOMMENDED EXCAVATOR	Ton	≥ 3,5 ≤ 11	≥ 6 ≤ 13	≥ 10 ≤ 22	≥ 19 ≤ 35
RECOMMENDED SKID LOADER	Ton	≥ 3,5 ≤ 6	≥ 6 ≤ 10	-	-
CUT WIDTH	mm	450	890	1015	1130
PICK FORCE	N	19600	19600	33900	40000
SPEED/MIN. (MIN/MAX)	rpm	80/120	80/110	60/80	60/80
OUTPUT TORQUE	Nm	5000	5000	10000	13200
PRESSURE COUNTER PRESSURE	bar	> 350 < 4	> 350 < 4	> 350 < 4	> 350 < 4
WEIGHT	Ton	0,3	0,6	1	1,4
OIL FLOW*	l/min.	60 - 120	110-180	200-300	250-350
DIAMETER DRUM	mm	500	500	600	680



Drum and pick kits **AVAILABLE FOR ALL KINDS OF MATERIALS**



Equipped with **NO TORSION SYSTEM** which reduces transversal stress on the arm of the excavator



Equipped with **WEAR-RESISTANT PLATES** for the protection of the central body



Excavator **HIGH OIL TEMPERATURE REDUCING DEVICE** available



Equipped with **POWER BOOST**. Multiplying the power on the rotary cutter when it requires more power



Suitable for **UNDERWATER WORK**

AREAS OF APPLICATIONS



TRENCH EXCAVATION, ROCK, ASPHALT AND CEMENT



UTILITY WORK



DEMOLITION



URBAN CONSTRUCTION SITES



ROAD MAINTENANCE AND SURFACE PROFILING



TUNNEL AND ROCK MILLING



QUARRIES



MINES

ACCESSORIES

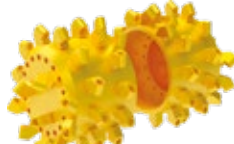
WARRANTY EXTENSION GOLD 24



FIXED COUPLING



DRUM KIT



ROCK AND ASPHALT PICK KITS



DUST SUPPRESSION KIT



MB-R500 ACCESSORIES

DRUM COVER KIT



CUTTING DEPTH ADJUSTMENT KIT



*CUTTER BODY ROTATION KIT



POWER TRANSMISSION KIT



*SECONDARY ROTATIONAL CIRCUIT REQUIRED



MB SORTING GRAPPLES


- +** STRONG AND AGILE
- +** INNOVATIVE
- +** SIMPLIFIED
- +** HARDOX®



**WATCH
THE VIDEO**

MODELS



MODEL	UOM	MB-G600 S4	MB-G900 S4	MB-G1200 S4	MB-G1500 S4
 RECOMMENDED EXCAVATOR	Ton	≥ 6 ≤ 12	≥ 12 ≤ 18	≥ 18 ≤ 30	≥ 20 ≤ 30
WEIGHT	Ton	0,60	0,78	1,65	2,05
LOAD CAPACITY (CLAWS CLOSED)	m ³	0,29	0,43	0,71	1,43
ROTATION	Degrees	360°	360°	360°	360°
FLOW DIRECTION	l/min.	15 - 30	15 - 30	20 - 35	20 - 35
PRESSURE OF ROTATION	bar	> 160	> 160	> 220	> 220
PRESSURE (OPEN/CLOSE)	bar	200 - 300	200 - 300	300 - 400	300 - 400
OIL FLOW (OPEN/CLOSE)	l/min.	25	30	70	70



QUICK AND EASY MAINTENANCE



Equipped with a
POWER EXTENDER KIT



**BLADES CAN BE EASILY
REPLACED ON THE JOB SITE**



INCLINED COUPLING SYSTEM



Equipped with a
SOUNDPROOFING SYSTEM



Equipped with **OPTIONAL
ACCESSORIES FOR DIFFERENT
NEEDS OF THE JOB**

AREAS OF APPLICATIONS



URBAN
CONSTRUCTION
SITES



PORTS AND
FREIGHT YARDS



QUARRIES



RECYCLING
CENTER



MOVING AND
SEPARATING
MATERIALS



UTILITY WORK



LANDSCAPING

ACCESSORIES

WARRANTY EXTENSION
GOLD 24



SPARE PARTS KIT



FIXED COUPLING



*ROTATION POWER
EXTENDER KIT



MULTI-PURPOSE
BLADE KIT



CLAM SHELL KIT




GRIP IMPROVEMENT KIT



TILTING LIFT RUBBER
PROTECTION KIT



*ROTATION FLOW RATE 40 - 70 l/min



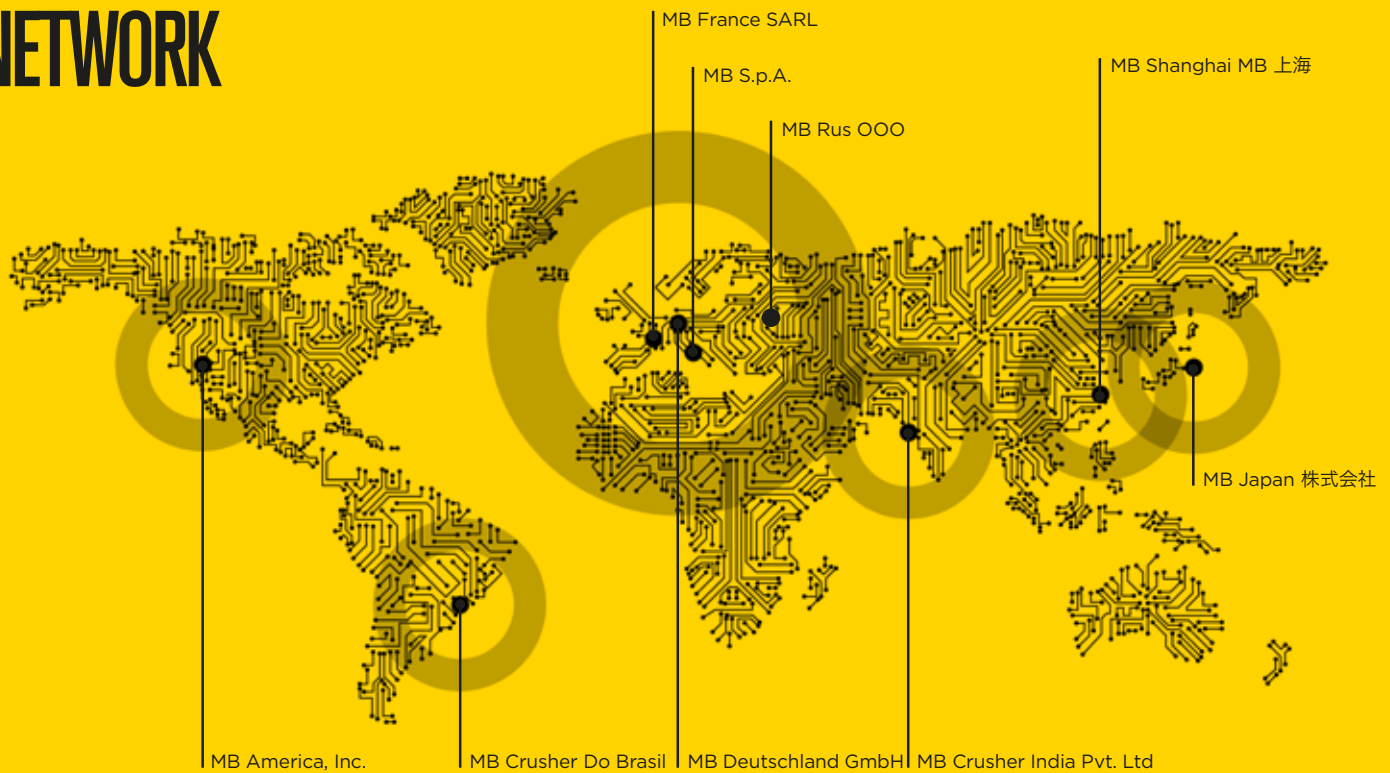
OVER 60 YEARS
OF SPECIALIZATION

EXCLUSIVE
PRODUCTS AND PATENTS

PROVEN,
GUARANTEED QUALITY

OPERATING ALL OVER
THE WORLD

NETWORK



MB HEADQUARTERS

Via Astico 30/A, 36030 Fara Vicentino (VI) Italy
Tel +39 0445 308148 - Fax +39 0445 308179
info@mbcrusher.com



**FIND OUT
MORE**

WWW.MBCRUSHER.COM

